

# Speaking made easy!

Sandrine Pac-Kenny  
@sandrinepk

[www.lcdsandrine.com](http://www.lcdsandrine.com)



# Context



- ✧ Language Teacher
- ✧ iPads for 3 years in school
- ✧ Other classes – 1 teacher iPad classes
- ✧ Implications due to move to iPad:
  - ✧ Devices in the classroom and at home
  - ✧ Find apps which can replace Flash websites

# Today




- ✧ Apps and websites for oral work
- ✧ Apps I use in class
- ✧ But also used by students at home
- ✧ Explanation of apps and websites and how I use it in the language classroom and outside the classroom

# Advice



- ✧ Can be daunting to use many apps at once
- ✧ Try one, master it and then try a second one
- ✧ Share with other teachers including from other disciplines


# Vocaroo



- ✧ Quick
- ✧ Easy to use
- ✧ Record and send
- ✧ Best used on a computer



# Click record



Vocaroo




Vocaroo - The premier voice recording service.


[Or upload?](#)




Click to Record



# Allow the microphone

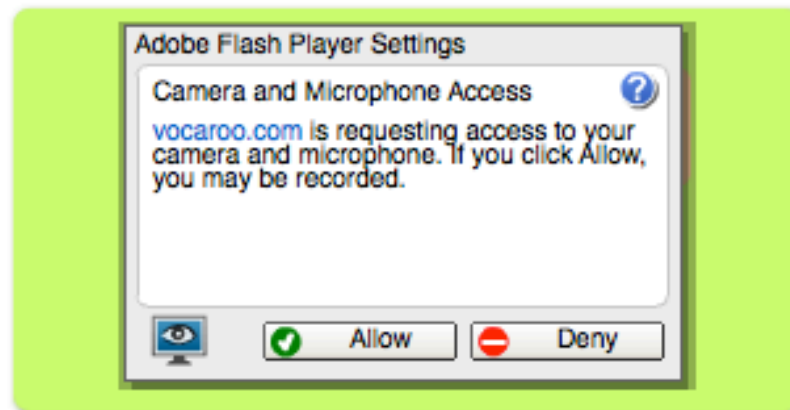


Vocaroo




Vocaroo - The premier voice recording service.


Or upload?



# It s recording



Vocaroo



Vocaroo - The premier voice recording service.

[Or upload?](#)



Click to Stop

© 2007-2016 [Vocaroo](#) | [Help](#) | [Info](#) | [Widgets](#) | [@vocaroo](#)



# Ready to be saved, click SAVE

Vocaroo



Vocaroo - The premier voice recording service.


[Or upload?](#)



Retry



Listen



Happy with this recording? [Click here to save >>](#)

# Options to save

Vocaroo - The premier voice recording service.


[Or upload?](#)



Retry



Listen



Sharing options

<http://vocaroo.com/i/s1UCxIKOrbx5>

[Embed](#)

[Email](#)



Download as [MP3](#), [Ogg](#), [FLAC](#), or [WAV](#).

[QR Code](#)

# Sharing



- ✦ I copy the URL and send it to my students via edmodo
- ✦ You can also make a QR code with the URL (see QR codes later on).

# Voice Recorder Pro



- ✦ Before: vocaroo and voki
- ✦ Voice recorder pro
  - ✦ Record
  - ✦ Share
  - ✦ Annotate

# Uses



- ✦ Record oral practice (one to one)
- ✦ Record dialogue (autonomy)
- ✦ Immediate recording of difficult word / expression / sound
- ✦ Record dictations
- ✦ Record text for homework
- ✦ Ideal for student who will record exam or will have a reader
- ✦ Use with other apps as next

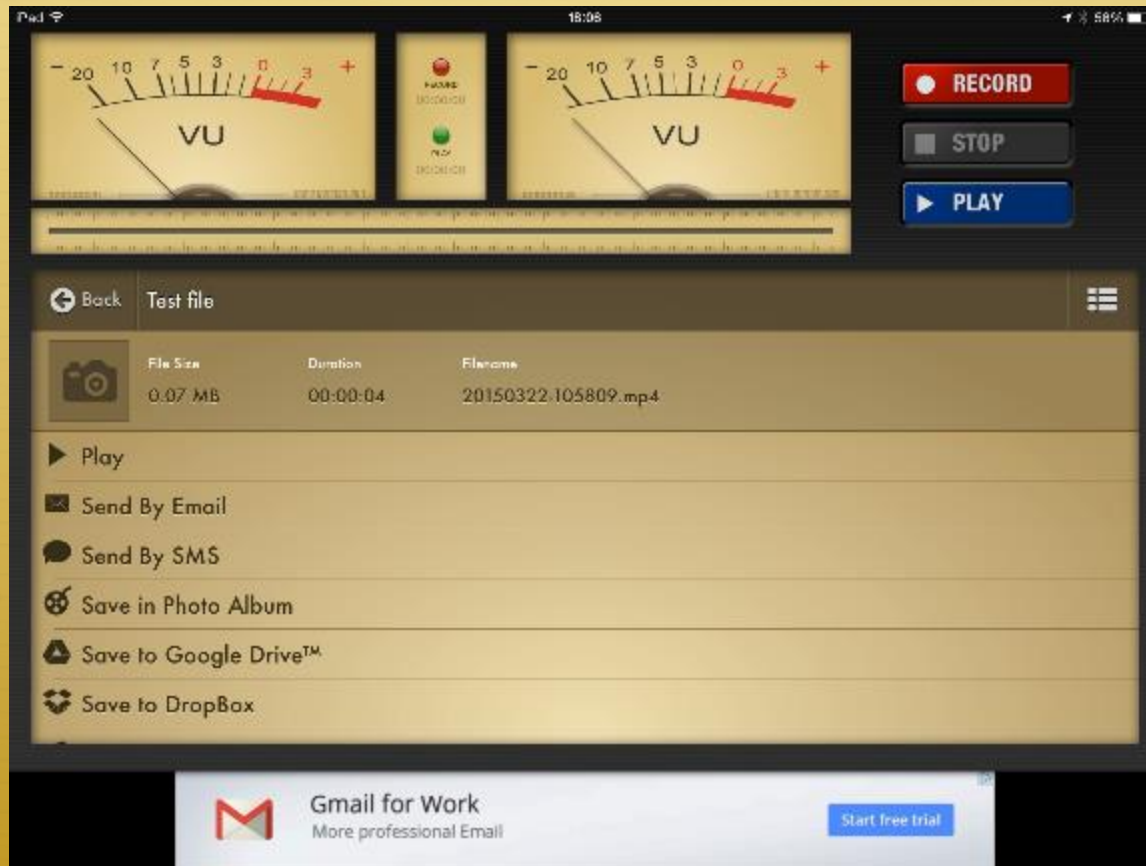



# Recording screen





# Editing, sending...



Scroll  
through  
the menu

# QR Code




- ✧ What's that ?
  - ✧ It is an image with a code in it
  - ✧ You scan it and it gets you to the information encoded
  - ✧ It can be a website, a text, an audio file, a phone number...
  - ✧ You can make them yourself

# Uses



## ✧ Oral questions

- ✧ Type oral question in QR voice
- ✧ Display around room, corridors, study areas...
- ✧ Students scan in no particular order:
  - ✧ listen and answer on the spot
  - ✧ Listen and note the question
- ✧ Type a sample answer in QR voice
  - ✧ Student must find what the question was
  - ✧ Student must listen for key information



- ✧ Developing an argument / making sentences
  - ✧ Using QR voice, record the different parts
  - ✧ Use walls of classroom to display
  - ✧ Students listen, piece it together and go and tell you / a partner (make many and have a story)
  - ✧ Get students to make the QR codes with their stories
  - ✧ Students listen to story and record the story
  - ✧ Play both and analyse the differences



## ✧ Tell me a story

- ✧ Using either type of QR code
- ✧ Make up clues for story (weather; location; incident; verbs, time expressions...)
- ✧ Students go, scan, make a story and record it on voice recorder pro

## ✧ Talking mini books

- ✧ Make QR voice of the vocabulary (print on one sheet)
- ✧ Also sheet of written version
- ✧ Match sound to written version, stick in mini books and draw illustration
- ✧ For revision, they make the recording and make their own books
- ✧ Oral book




# QR code makers


✦ The two I use

✦ [QR voice](#)

Following our technical problem yesterday, I did a bit of research it it looks like the QR Voice is not supported anymore. ☹ See alternative on next slide. Not all is lost! ;-)



✦ [Qrstuff.com](#)








- ✧ Making your own audio QR code
  - ✧ QR voice has a limited number of characters
  - ✧ Using the Voice recorder pro – record
  - ✧ Save to dropbox
  - ✧ Open dropbox., go to the folder applications
  - ✧ Select the audio file and click share
  - ✧ Copy the URL into the QR Code maker

# QR Code reader



- ✦ Many free ones
- ✦ [Scan me](#)





Talking mini books

Christmas theme



# Notability



Notability helps you...

 write

 type

 record &

 organize

... your notes.



# Uses



- ✧ Audio copy of all vocabulary
- ✧ Also, if texts typed out, you can record
- ✧ Good for practising specific sounds – record sound and words with it
- ✧ Plus
  - ✧ Can be sent to absent students with the audio file

Note: it is a paid app

These are like  
your dividers in  
your big folder.  
My students  
have a list of  
their subjects

# Create dividers

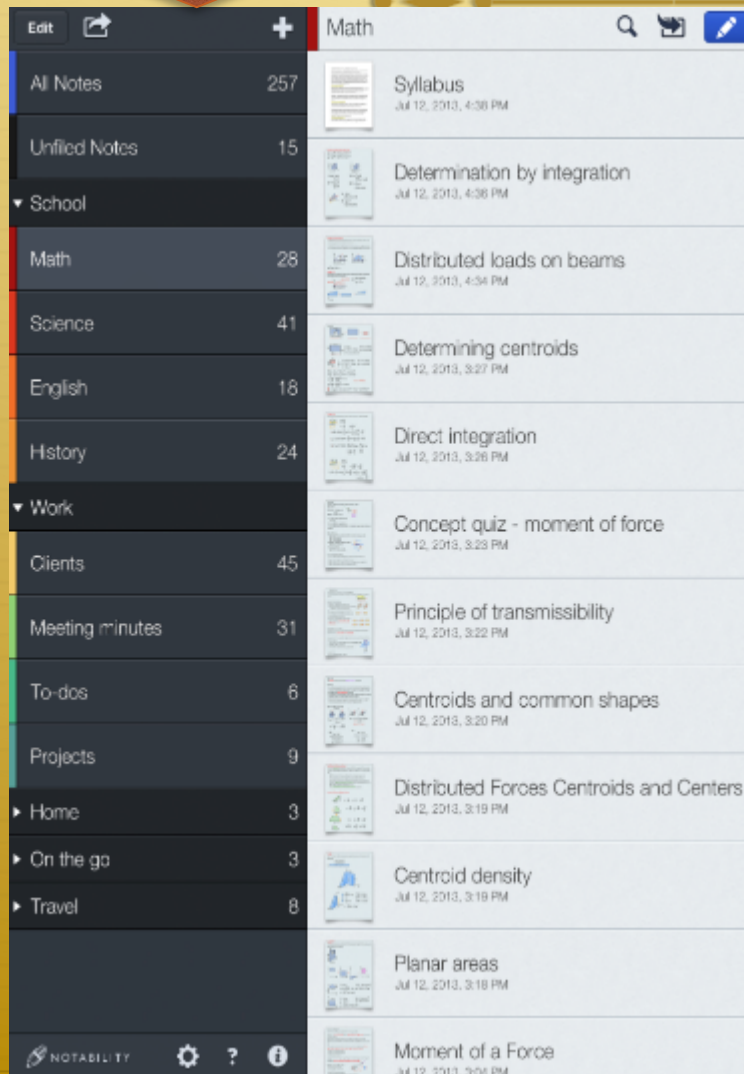
Welcome	4	Forces, Sue Millhouse 13 Jan 2012	Science	< 1 MB	13 Jan 2012 13:16
Professional Strand: ...	19	Investigations using toys, forces : Frankie 13 Jan 2012	Science	1 MB	13 Jan 2012 09:42
Professional strand: ...	8	Materials, toys, investigations, questions, Liz 12 Jan 2012	Science	< 1 MB	12 Jan 2012 13:21
Child development	0	Science and early years, Marilyn 12 Jan 2012	Science	1 MB	12 Jan 2012 09:17
Maths	23	Art, Sue Millhouse 11 Jan 2012	Connected curriculum	2 MB	11 Jan 2012 13:12
Science	15	Ideas today 11 Jan 2012	Welcome	< 1 MB	11 Jan 2012 09:53
ICT	8	Drama, David Cross 11 Jan 2012			
English	23				
Placement	12				



## Subjects

students write  
the theme  
headings like:  
pastimes;  
family...

# Create subjects



The screenshot shows the Notability app interface. On the left is a sidebar with a list of subjects and their note counts. The main area displays a list of notes for the selected 'Math' subject. The notes include titles like 'Syllabus', 'Determination by integration', 'Distributed loads on beams', 'Determining centroids', 'Direct integration', 'Concept quiz - moment of force', 'Principle of transmissibility', 'Centroids and common shapes', 'Distributed Forces Centroids and Centers', 'Centroid density', 'Planar areas', and 'Moment of a Force', each with a timestamp.

Subject	Note Count	Note Title	Timestamp
All Notes	257	Syllabus	Jul 12, 2013, 4:36 PM
Unfiled Notes	15	Determination by integration	Jul 12, 2013, 4:36 PM
School			
Math	28	Distributed loads on beams	Jul 12, 2013, 4:34 PM
Science	41	Determining centroids	Jul 12, 2013, 3:27 PM
English	18	Direct integration	Jul 12, 2013, 3:26 PM
History	24	Concept quiz - moment of force	Jul 12, 2013, 3:23 PM
Work			
Clients	45	Principle of transmissibility	Jul 12, 2013, 3:22 PM
Meeting minutes	31	Centroids and common shapes	Jul 12, 2013, 3:20 PM
To-dos	6	Distributed Forces Centroids and Centers	Jul 12, 2013, 3:19 PM
Projects	9	Centroid density	Jul 12, 2013, 3:19 PM
Home	3	Planar areas	Jul 12, 2013, 3:18 PM
On the go	3	Moment of a Force	Jul 12, 2013, 3:04 PM
Travel	8		

# Create pages

SHARE

Options  
to write;  
type....

Title of  
page

Type or write  
here!

Record!



# More information



- ✦ See my colleague's Tina Killackey's presentation on Notability.

# Make dice lite



- ✦ Story cube idea
- ✦ Interactive
- ✦ Creative and engaging
- ✦ Great for differentiation


# Uses



- ✧ Practice oral questions
- ✧ Make stories / creative writing
- ✧ Games

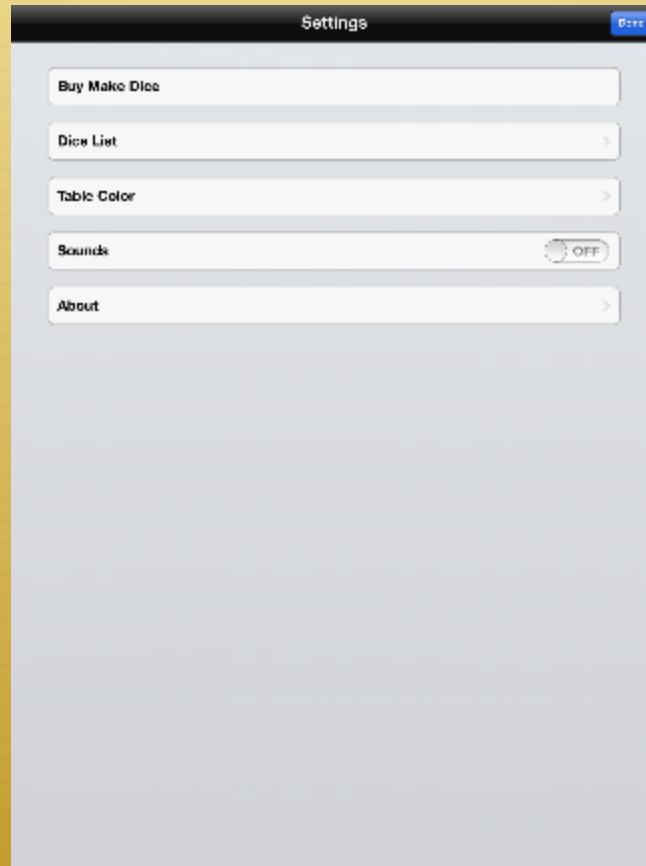



# What it looks like...







# Click settings, then dice list



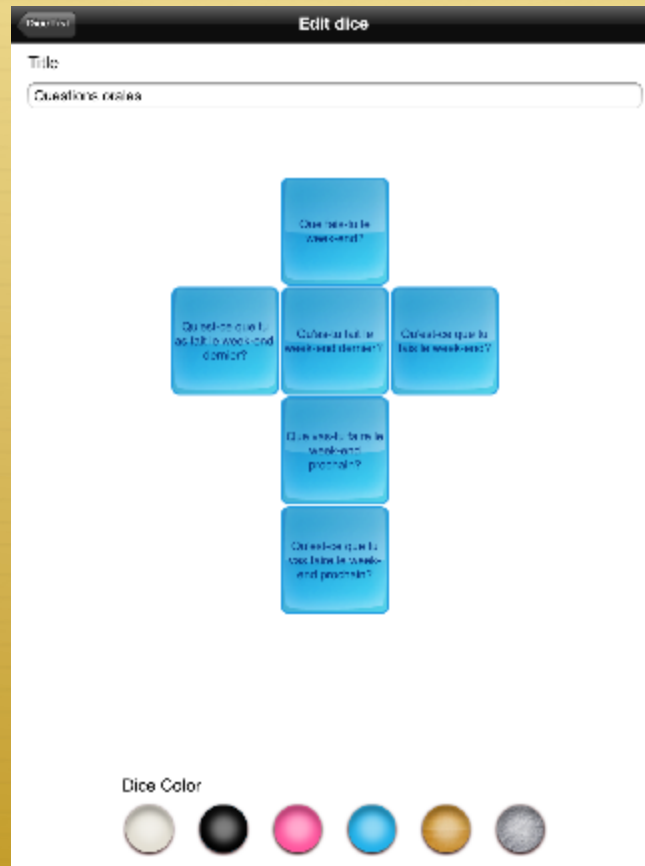
# Add new dice



# Add title & text on each tile



# Finished dice





# To change dice around



# Decide now




- ✧ A random picker
- ✧ Easy set up
- ✧ Set up lists (can't share with other users ☹)
- ✧ Classlists to pick speakers
- ✧ Use it for oral practice
  - ✧ Topics
  - ✧ Questions (not too long)
  - ✧ Keywords

# iPadio



- ✦ It is a recording facility (1 hour long)
- ✦ It stores it by uploading
- ✦ Series of recordings

# Uses



- ✧ Make a series of recordings
- ✧ Ideal for portfolio
- ✧ Ideal for collecting oral answers (esp. over several years)





 ipadio

 Audio

 Phone






# Conclusion



- ✧ Apps evolve all the times
- ✧ Think what do I want to do
- ✧ Ask twitter (I am @sandrinepk)
- ✧ Try the difference suggestions
- ✧ For me, if it takes more than 3 steps, not worth it!



**A WISE MAN CAN LEARN MORE FROM  
A FOOLISH QUESTION THAN A FOOL  
CAN LEARN FROM A WISE ANSWER.**



The background features a collage of vintage postage stamps and postmarks. Visible elements include a circular postmark with a star, a rectangular postmark with the word 'POSTAGE', and various circular and rectangular stamps with text in different languages, including 'PAR AVION' and '航空郵便'.

[www.lcdsandrine.com](http://www.lcdsandrine.com)